

90 Days Online Notification Service (TM.47)

According to The Immigration Act, B.E.2522, the foreigner who has received a temporary stay permit and stayed in the Kingdom of Thailand over 90 days must notify his/her residence to immigration officer every 90 days.



**Applicants can
submit the online
notification**

**15 days prior to
the expiry date**

***cannot submit
within the last 7
days before the due
date of notification***



***In the case that notification of residences is exceeded. Aliens who come to report themselves**

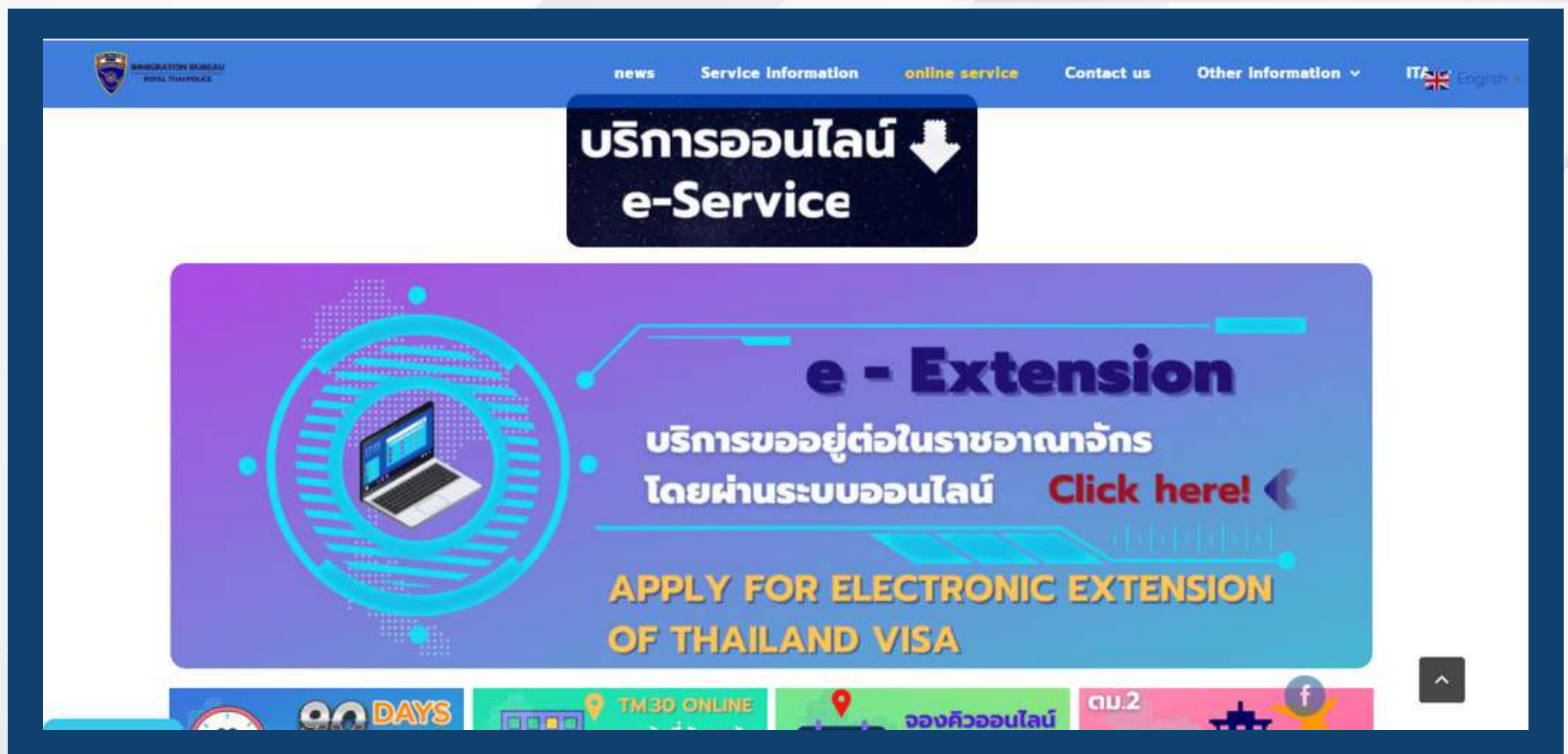
A fine of 2,000 baht will be collected.

***In the case of leaving the country before the next appointment is due. When returning to the Kingdom, please come report to your residence next time. When 90 days have elapsed since the last date of entry into the Kingdom.**

Step 1

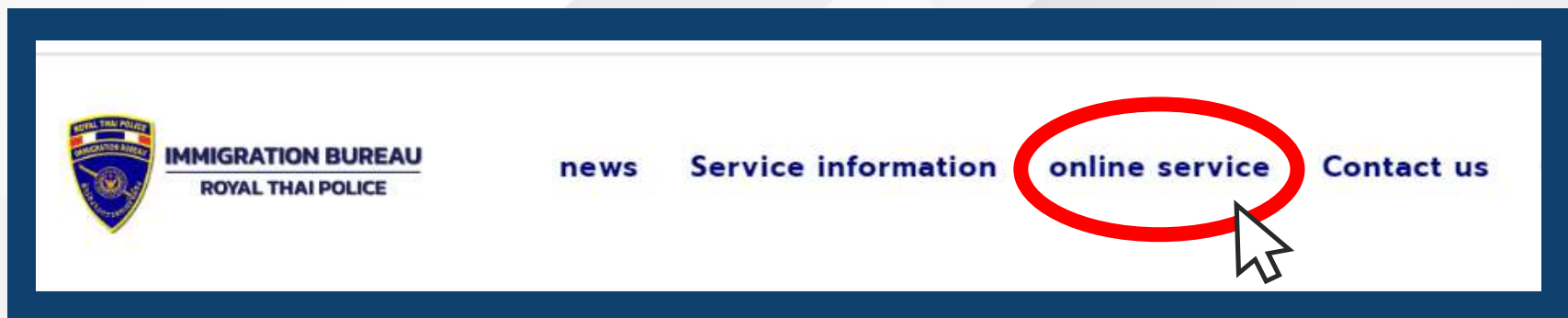
Visit Immigration Bureau website:

www.immigration.go.th



Step 2

Select “Online Service” menu



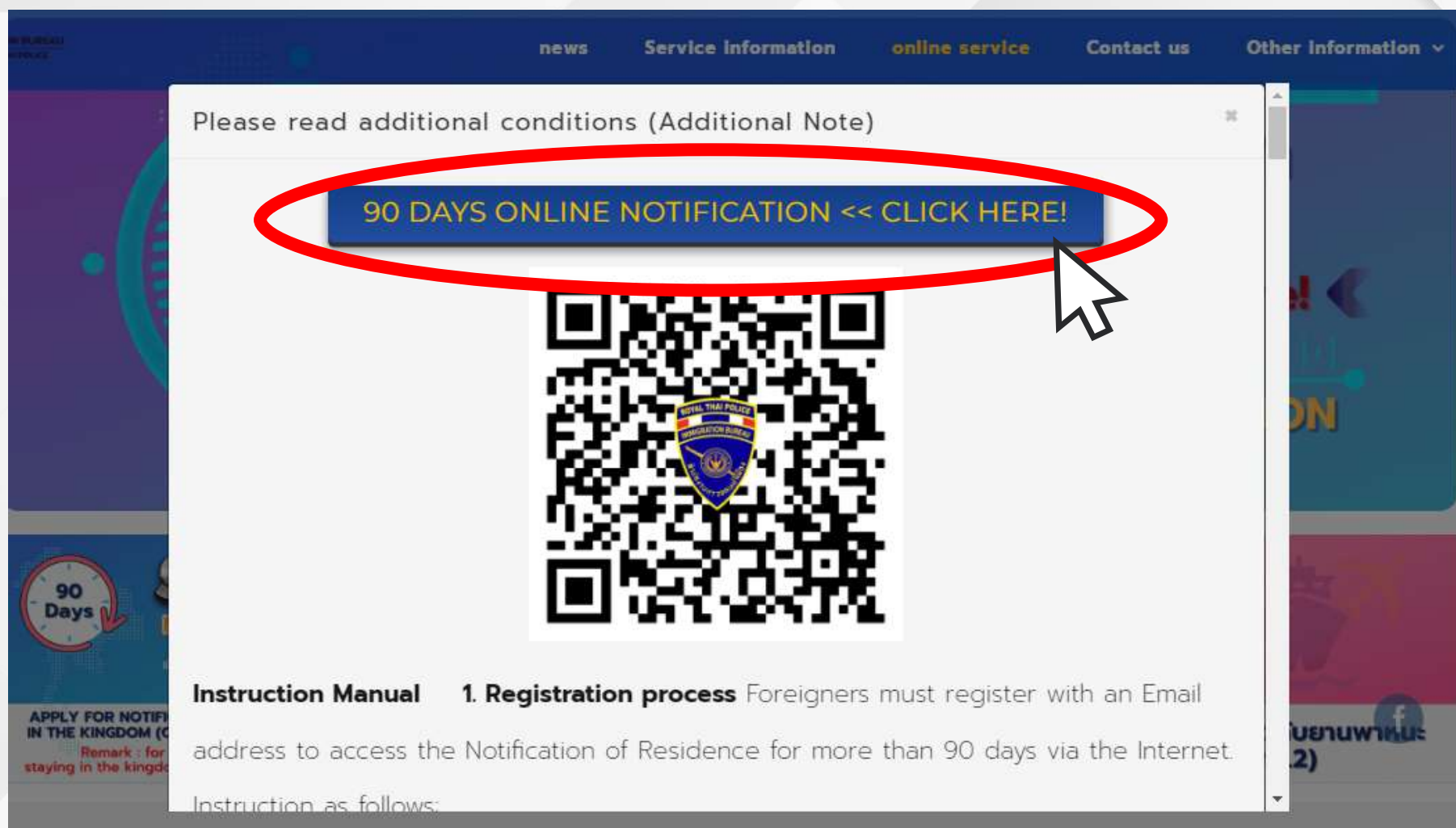
Step 3

Select “Apply for Notification of Staying in the Kingdom (over 90 days)”



Step 4

Then, click the menu “90 Days online notification or scan QR code”.



The screenshot displays a web portal interface. At the top, there is a navigation bar with links for "news", "Service information", "online service", "Contact us", and "Other Information". A modal window titled "Please read additional conditions (Additional Note)" is open, featuring a blue button with the text "90 DAYS ONLINE NOTIFICATION << CLICK HERE!". Below the button is a QR code with the Royal Thai Police logo in the center. The background of the page shows a "90 Days" notification icon and text: "APPLY FOR NOTIFICATION IN THE KINGDOM (C...)" and "Remark : for staying in the kingdom...". At the bottom of the modal, there is an "Instruction Manual" section with the heading "1. Registration process" and the text: "Foreigners must register with an Email address to access the Notification of Residence for more than 90 days via the Internet. Instruction as follows:".

Step 5

Register / Login



The screenshot shows a dark blue login/register interface for the Royal Thai Police Immigration Bureau. At the top center is the bureau's logo, which features a shield with a crown and Thai text. Below the logo, the word "IMMIGRATION" is displayed in white, followed by the subtitle "APPLY FOR NOTIFICATION OF STAYING IN THE KINGDOM". The form contains three input fields: "Email Address" with an envelope icon, "Password" with a lock icon and a toggle for visibility, and a CAPTCHA field with the word "MEMBER" in a stylized font. Below the CAPTCHA is a "LOGIN" button. At the bottom, there are three links: "Don't have an account? Apply", "Forgot Password?", and "User's Guide".

ROYAL THAI POLICE
IMMIGRATION BUREAU

IMMIGRATION
APPLY FOR NOTIFICATION OF STAYING IN THE KINGDOM

✉ | Email Address

🔒 | Password

MEMBER

🔄 | TYPE THE CHARACTERS ABOVE

LOGIN

[Don't have an account? Apply](#)

[Forgot Password?](#)

[User's Guide](#)

[Click Here](#)

Video user guide for **registration**

[Click Here](#)

Video user guide for **new application**

[Click Here](#)

Video user guide for **check status**

[Click Here](#)

Video user guide for **cancel request**

Reference Information:

<https://tm47.immigration.go.th/manual/IndexForeign.html>

www.immigration.go.th/en/?page_id=1666

OHRM 12.03.2024